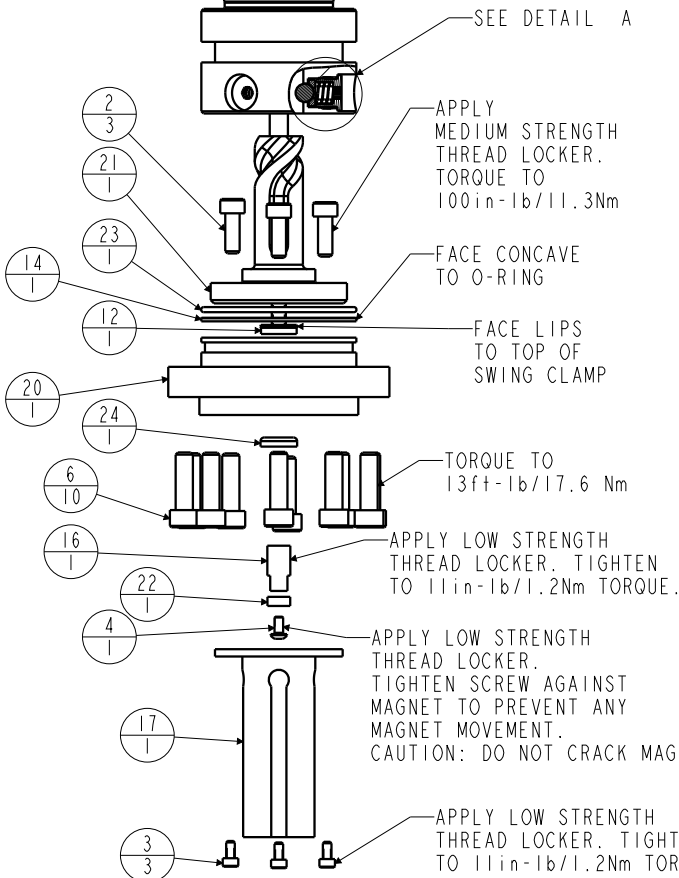
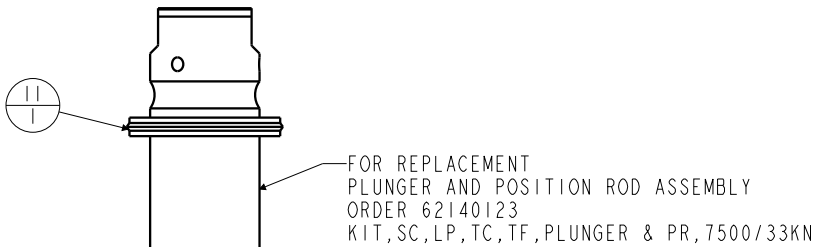
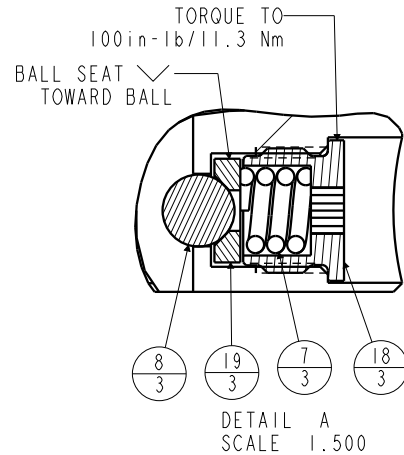
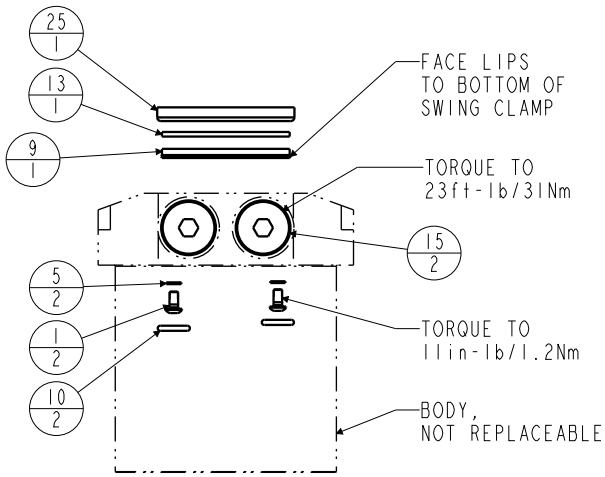


APPLY LUBRICANT TO ALL SEALS
PRIOR TO INSTALLATION.
DO NOT USE SILICONE TYPE LUBRICANTS.
FOR PROPER ARM MOUNTING SEE IS1505.



No.	QTY	PART No.	DESCRIPTION	Std. Seal Kit	FKM Seal Kit
N/A	N/A	IS1505	INSTRUCTION SHEET, ARM INSTALLATION		
N/A	N/A	6V711054	SEAL KIT, FKM		
N/A	N/A	60711054	SEAL KIT, STANDARD		
25	1	39V11051	WIPER, PRESS-IN, (1-1/2)	X	X
24	1	39V10029	WIPER, PRESS-IN, (1/4)	X	X
23	1	39H51002	O-RING, (-033)	X	39V51002
22	1	91100001	MAGNET, .130 x .312, PS		
21	1	81592131	CAM, SC, LP, 7500/33KN, RH, TC, PR		
20	1	81532115	CAP, END, SC, LP, 33kN/7500, PR		
19	3	81532108	SEAT, BALL, SC, LP, TC		
18	3	81532107	RETAINER, SC, LP, TC		
17	1	81500061	HOUSING, PS, MAG, SC, LP		
16	1	81500060	ADAPTOR, PS, MAG, SC, LP		
15	2	43068006	PLUG, 1/4 BSP M		
14	1	39054017	BU RING, (-033)	X	39054023
13	1	39054016	BU RING, (1.5x.125x.063)	X	X
12	1	39052043	SEAL, LL, (1/4 x 1/8 x 1/8 x 1/2)	X	39V52043
11	1	39052030	SEAL, CROWN, 1-3/4x2-1/8x1/4	X	39V52030
10	2	39050042	O-RING, (-011)	X	39051025
9	1	39011075	SEAL, LL, (1-1/2 x 1/8 x 1/8 1-3/4)	X	39V11075
8	3	23650004	BALL, TUNGSTEN-CARBIDE, 250		
7	3	23350066	SPRING, COMPRESSION		
6	10	21500304	SHCS, M6 x 1.0-66 x 20MM		
5	2	21500200	WASHER		
4	1	21500044	SCREW, CAP, BTNH, M3-0.5 x 6, SSTL		
3	3	21500043	SHCS, M3-0.5 x 6 ALY		
2	3	21500031	SHCS, M5 x 0.8 x 14, ALY		
1	2	21500019	SCREW, CAP, BTNH, M3 x 6, ALY		

PARTS LIST



VEKTEK, INC.
1334 E. SIXTH AVE. P.O. BOX 625
EMPORIA, KS. 66801 U.S.A.

ASSEMBLIES AFFECTED

41463321PS

41463321PSF

PARTS LIST, ASSY, SC, LP, TC, TF, 33KN, DA, RH, PS

SIZE A MPL7222

REV D

D	5762	RELEASE	JDW	07/15/25
REV	IN ACCORDANCE WITH ECN	EFFECTIVE DATE	REVISED BY	DATE
DRW BY:	JDW	DRAWING STATUS: Released		
DATE:	10/16/13	PRODUCTION APPROVED FOR RELEASED STATUS ONLY		

FORM FEG035_PL_ASIZE, REV. B

SHEET 1 OF 1

